

The RENATER web conferencing service

Do you work in a team with colleagues far apart from one another?

RENATER presents Rendez-vous, a service for remotely leading and managing web conferences with co-workers who are geographically separated.



▶ See and speak with team members remotely

Rendez-vous gives you optimal sound and video quality for virtual meetings between two or more people, enabling effective teamwork.

▶ Log in simply and securely

Connecting is easy and direct. No need to register or create an additional account: just use your **FER account** for secure, controlled access. Personal data remain personal: they won't leave Rendez-vous.

ADDITIONAL FEATURES:



Chat

Chat through instant messaging. Share links, videos, and more.



Create and edit a shared document

Rendez-vous lets several people draft a document together in real time, making it easier to take notes during meetings. You can then import or export the shared document.



Share your screen with participants

Show other participants your desktop, presentations, documents, and more, all in real time. Just as if they were sitting beside you.

WHY USE RENDEZ-VOUS?

- Video links with colleagues through webcams at each workstation (optional).
- No reservation required to hold a [web conference](#).
- No special hardware required and no additional software to download.
- Web conference URL link sent out to people you [invite](#).
- Authentication only required for conference organizer, through the Fédération Éducation-Recherche (FER) identity federation.
- [Secure access](#) through your browser or smartphone (Jitsi Meet app).

	Rendez-vous	RENAtisio
Solutions	Web conference	Videoconference
Access through browser	✓	–
No special video hardware required	✓	–
Access through downloaded software	–	✓
Recommended maximum number of connections	5 workstations	20 conference rooms



Your first steps with




RENDZ-VOUS
par RENATER

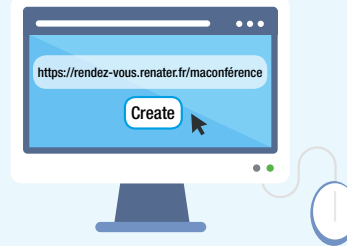
➤ rendez-vous.renater.fr


1 Test your configuration



- Head to the Rendez-vous home page at <https://rendez-vous.renater.fr/>, directly from your browser.
- Click on  to reach the connection test function.
- Start the connection test.
- When all the settings are satisfactory, a test conference is started so you can check communication quality.



2 Create your web conference




- After verifying the configuration, return to the home page.
- Type a name for your meeting in the appropriate space.
- Click on  to launch your web conference.
- Send the URL link to others you would like to have participate in the web conference.
- Log in through your FER account.



3 Send colleagues written messages through the chat function



- If you want to send typed messages in real time, click on .
- Enter your user handle or nickname if requested.
- You and your colleagues can now send instant messages to each other.
- Close the chat window by clicking once again on .




4 Share your screen



- To share your screen with other web conference participants, click on .
- Select the window you want to share from the list presented.
- Congratulations! You're sharing your screen. To stop sharing, click again on .

5 Edit a shared document



- To draft and edit a document several people can work on, click on  and then .
- An editing toolbar will appear.
- Before closing this document, you can export it in a format of your choice by clicking on .